


Palmer's Gymnastics Policies & Procedures



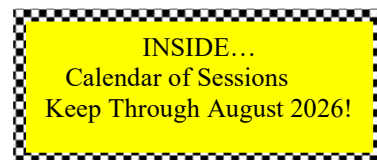
(630) 351-8330

266 Glen Ellyn Rd.

Bloomington, IL 60108

Website: www.palmersgymnastics.com

Email: flip@palmers.comcastbiz.net



Thank you for your interest in Palmer's Gymnastics!

We are a family owned and operated business, established with the idea that children are the world's most precious gift! More than 40 years of experience has allowed us to establish excellent, progressive programs...far outdistancing other local clubs and park districts. Palmer's has a "family" atmosphere characterized by the love, respect and dedication we have for our students.

The adventure you and your child are about to embark on will be a very special one. Over the years we have had the pleasure of watching hundreds of children learn, grow, develop and mature into confident young adults. We look forward to the unique opportunities that working with your child will present.

This undertaking will give your child a stage on which to develop his/her confidence, poise, individuality, determination, appreciation for dedicated effort and self-respect. They will also have a lot of FUN!

Thank you for the trust you place in us to teach and mentor your children. We are aware of the magnitude of this responsibility and we pledge our best effort!

It is our hope that the policies and procedures presented reflect the love and concern that we have for all our students.



Frequently Asked Questions

Q. How often is tuition due?

- A.** We divide the year into seven sessions, averaging 6-8 weeks per session. Tuition is due in advance of each session on or before each *Priority Due Date*. For your convenience, we offer a credit card "auto pay" option so that you will never miss a PDD! If you are interested in enrolling in the auto pay program, please contact our office for additional information.

Q. What is the Priority Due Date (PDD), and why do you have it?

- A.** Our *Priority Due Date (PDD)* is the last possible date by which Current Students may pay tuition in order to maintain their current class spot. After the PDD, our computer system automatically deletes unpaid students from the roster and new students are placed in vacancies. The PDD is approximately 2 weeks prior to the start of the next session.

Q. Can I observe class?

- A.** Parents and siblings are always welcome to watch the weekly progress of our students. Only two requirements:
- Viewing is limited to the lobby area. Parents and sibling are not permitted on the gym floor.
 - Parents are not allowed to converse with students during class times.

We have learned from years of experience that these rules are necessary. Speaking with your child from the lobby area is very distracting and could lead to serious injury!

Q. Do you close when the schools have a holiday or "snow day"?

- A.** To ensure consistent programs, we are open for most holidays (e.g. Columbus Day, Presidents Day). Because we sit between many different school districts, we do not follow the closing decisions of any particular district. Please call the office or check our website to receive any closing information. Such information will be updated regularly.

Session Information

*If your child's class day falls on a date that we are closed for a holiday, please contact the office to schedule a make-up class! Tuition will not be pro-rated for holiday closings.

SESSIONS: 2025-2026	SESSION LENGTH	PRIORITY DUE DATE	*FACILITY CLOSED*
Session 1 August 18 th – September 28 th	6 Weeks	<i>PDD for Session 2</i> September 13th	*Labor Day = August 30 th to September 1 st
Session 2 September 29 th – November 9 th	6 Weeks	<i>PDD for Session 3</i> October 25th	*Halloween = October 31 st
Session 3 November 10 th – December 21 st	6 Weeks	<i>PDD for Session 4</i> December 6th	*Thanksgiving = November 27 th to November 30 th
Break Between Sessions: December 22 nd through January 4 th			
Session 4 January 5 th – February 22 nd	7 Weeks	<i>PDD for Session 5</i> February 7th	
Session 5 February 23 rd – April 19 th	8 Weeks (tuition based on 7 weeks)	<i>PDD for Session 6</i> March 28th	*Spring Break/Easter = March 30 th to April 5 th *Please Note: Session 5 tuition is based on 7 weeks of classes. No make-up is necessary for the Spring Break/Easter closure.
Session 6 April 20 th – June 7 th	7 Weeks	NO PDD (Please call for new summer class times)	*Memorial Day = May 23 rd to May 25 th
Break Between Sessions: June 8 th through June 14 th			
Session 7 June 15 th – August 9 th First 4 weeks – June 15 th - July 12 th Second 4 weeks – July 13 th – August 9 th	8 Weeks (Split into two 4 week Sessions)	NO PDD (Please call for 2026-2027 school year class times)	*Independence Day = July 3 rd to July 5 th *Please Note: You may register for the full 8 weeks OR Just one of the 4 week sessions



Absences & Make -Ups



Due to the popularity of our classes, many run at full capacity, therefore we may be unable to accept make-ups in them. Please make every effort to attend your regularly scheduled class time. Make-ups depend on safety concerns, space, equipment, and teaching ratios. **School age students are asked to attend one of our 2 hour long open gyms for all make-ups.** To optimize learning, make-ups are asked to be completed within the same session of the missed class.

Unfortunately, we are not able to credit or refund for missed classes.

PROGRAM	MAKE-UPS	PROCEDURE / NOTES
All Boys & Girls <i>Pre-School</i> Classes	School Year = 1 make-up per session Summer = Unlimited make-ups	<ul style="list-style-type: none"> May schedule a make-up in any other regularly scheduled pre-school class Please call our office in advance to schedule (630) 351-8330
All Boys & Girls <i>School-Age</i> Classes	School Year = 1 make-up per session (To be scheduled during open gym time) Summer = Unlimited make-ups	<ul style="list-style-type: none"> Will receive a <u>FREE OPEN GYM</u> pass. Please call our office in advance to schedule (630) 351-8330
<i>Tumbling</i> For Cheerleading	School Year = 1 make-up per session (To be scheduled during open gym time) Summer = Unlimited make-ups	<ul style="list-style-type: none"> Will receive a <u>FREE OPEN GYM</u> pass. Please call our office in advance to schedule (630) 351-8330





Additional Information

CURRENT STUDENTS.....

To continue in your current class, please PAY TUITION BEFORE THE PRIORITY DUE DATE (PDD) to guarantee your class spot! In addition, if you need to change your class day/time, we will gladly accommodate your request (assuming there is a vacancy in your desired class). Please be advised that there are **NO REFUNDS** or credits for missing a class.

NEW STUDENTS.....

Our open enrollment policy allows your child to join us at anytime (as long as there is a vacancy in your desired class).

PROPER ATTIRE.....

Girls = Wear a leotard. No tights, socks or jewelry. Hair must be pulled back!

Boys = Wear a t-shirt tucked into athletic shorts (no buckles or zippers).

PAYMENT SPECIFICS.....

Full payment is required with registration. Payment may be made by check, cash, Discover, MasterCard or Visa.

Please make checks payable to Palmer Sports, Inc.

NSF Check Policy: If your check is returned for non-sufficient funds (NSF), a \$25 processing fee will be automatically charged to your account.

ANNUAL REGISTRATION FEE.....

An annual administration/insurance fee is required of all students at time of enrollment, **or** each August if previously enrolled. *This fee is NON-REFUNDABLE and is NOT transferable.*

FAMILY DISCOUNT.....


At Palmer's, only the most expensive tuition in your immediate family pays full price. All additional siblings are discounted 10%! *(Discount does not apply to team students).*

MULTIPLE CLASS DISCOUNT.....

Since many students choose to attend classes more than once a week, each additional class will be discounted 10%! *(Discount does not apply to team students).*

IMPORTANT REMINDERS.....

- Smoking is not permitted in our facility.
- Only registered students are allowed on the gym floor.
- No gum, food, or drinks are permitted on the gym floor.
- Children who have a break between classes must remain in the lobby.
- A water bottle is a must to send with students!



Inquire about having us host your next birthday party!



Parking Procedures

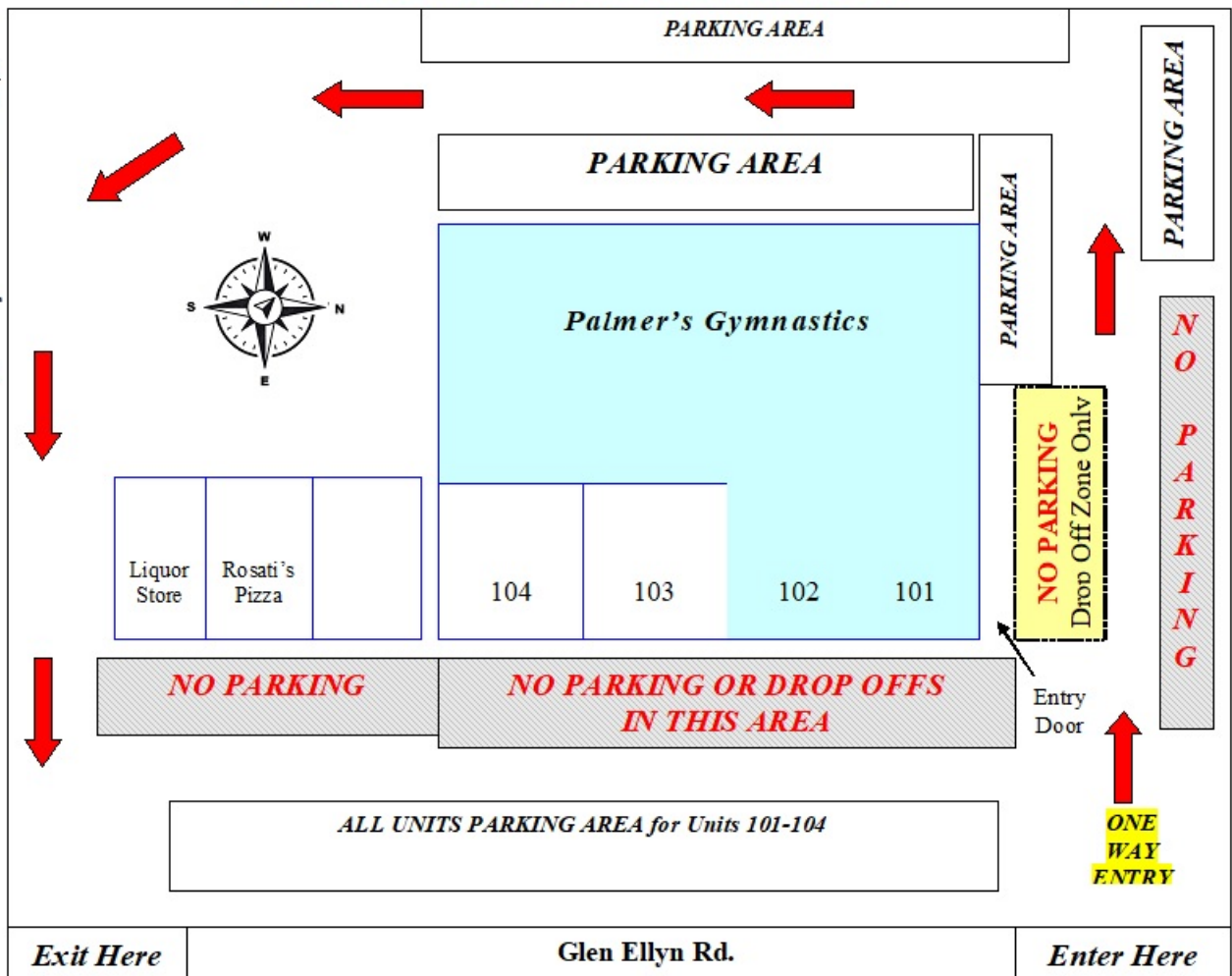
We occupy Units 101 & 102, with entry made through the North driveway. For your safety, we ask that you **enter through the NORTH driveway**, and when leaving, please drive around the back of the building and **exit via the SOUTH driveway**. This alleviates congestion and promotes safety. Please do NOT park in front of the entry way to Units 101-104. *No child is allowed to wait in the parking lot for pickup.*

Thank you!


ATTENTION: PLEASE DO NOT PARK IN NO PARKING ZONES
YOUR CAR WILL BE TOWED

Drop Off Instructions:

Enter through the north driveway and pull straight up along the side of Unit 101 to let your child off. Then continue straight around the back of the building and exit via the south driveway.



PLEASE Find Additional Parking around rear of building



Developing Exceptional Children.....Developing Great Athletes

